

Date of Issue

DD/MM/YY

Appointment Date

DD/MM/YY

Booking (403) 541-1200

Fax (403) 210-8377

Appointment Required

Patient Information

Place patient label here

Name

DOB

DD/MM/YY

☐

Male

☐

Female

Weight

Address

City/Province

Postal Code

AHC#

Parent or Guardian

Phone (Res)

Work

Cell

Physician

Referring Physician

Address

Tel

Fax

Additional report to:


Call/Fax emergency report to:

☐ CD Copy

Physician Signature

ULTRASOUND — check all that apply

- ☐ Abdomen
- ☐ Pelvis
- ☐ Renal (Kidneys/Bladder)
- ☐ Bilateral Hips (up to 24 weeks)
- ☐ Cranial (Fontanelle must be open)
- ☐ Thyroid
- ☐ Spine (under 3 months)
- ☐ Neck
- ☐ Scrotum /Testicles
- ☐ Pylorus
- ☐ Hernia
- ☐ Other: _____



PHYSICIAN STAMP

RELEVANT HISTORY



Please see reverse for patient instructions

☐ PLEASE SEND MORE REQUISITIONS

PATIENT INSTRUCTIONS

- Please arrive 10 minutes in advance of your appointment time.
- Confirming your identification is essential to ensure accurate medical records and for your protection and security.
- You will be asked at EACH VISIT to provide a VALID HEALTH CARE CARD and PICTURE ID.
- If you do not have your card you may be asked to return for your examination.
- Please bring your requisition with you.
- Please to cancel if unable to keep booked appointment.
- Please notify reception if you are diabetic.
- Patients suspecting pregnancy should consult their physician before exam date.




ULTRASOUND

An appointment is required for ALL ultrasound exams.

Abdominal Exam

- (Includes kidneys, liver, bile ducts, gallbladder, spleen, pancreas, abdominal vessels)
- 0-35 Months – Do not eat three hours prior to exam time.
- 36 Months and older – Do not eat for six hours prior to exam time. Clear fluids are allowed – no milk or cream.



Pelvic/Renal Exam


Includes kidneys and urinary bladder.

- 0-35 Months – No preparation is required. Be prepared to spend some time at the clinic, as the sonographer may have to wait until the bladder fills.
- 36 Months - 9 Years – Full bladder is required. Empty bladder one hour prior to the exam, then drink two eight ounce glasses (500 ml) of water. Do not empty bladder until the exam is completed.
- 10 Years and older – Full bladder is required. Empty bladder one hour prior to exam, then drink three eight ounce glasses (750 ml) of water. Do not empty bladder until the exam is completed.



Combined Exam (Abdomen and Pelvis)

- (Includes kidneys, liver, bile ducts, gallbladder, spleen, pancreas, abdominal vessels, urinary bladder; also includes uterus and ovaries for female patients)
- 0-35 Months – Do not eat three hours prior to exam time. Be prepared to spend some time at the clinic, as the sonographer may have to wait until the bladder fills.
- 36 Months - 9 Years – Do not eat for six hours prior to exam time. Full bladder is required. Empty bladder one hour prior to the exam, then drink two eight ounce glasses (500 ml) of water. Do not empty bladder until the exam is completed.
- 10 Years and older – Do not eat for six hours prior to exam time. Full bladder is required. Empty bladder one hour prior to exam, then drink three eight ounce glasses (750 ml) of water. Do not empty bladder until the exam is completed.



Neck, Thyroid, Spine, Hips, Cranial and Testicles

- Require no preparation.

Pediatric Pylorus

- Nothing to eat or drink for 3 hours prior to your exam. Please bring a bottle of formula/breast milk or sterile water which will be required during exam.



CLINIC LOCATIONS

SOUTHWEST CALGARY

EFW Radiology Southport

A8, 10333 Southport Road SW, Calgary, AB T2W 3X6

Phone: (403) 541-1200 Fax: (403) 210-9081

- General X-ray • Ultrasound • Mammography
- Bone Mineral Densitometry • Nuclear medicine

AIRDRIE

EFW Radiology Airdrie

Suite 204, 836 - 1st Avenue NW, Airdrie, AB T4B 0V2

Phone: (403) 541-1200 Fax: (403) 210-9052

- General X-ray • Ultrasound • Mammography
- Bone Mineral Densitometry

Official diagnostic imaging provider for:



EFW is a proud partner of:



SEPARATE REQUISITIONS FOR:

General Diagnostic, MRI, or Pain Management & Spine Interventional

Available as PDF downloads on our website, EFW.ca, or call (403) 717-1816